

Mrs. Bectors Food Specialities

India | FMCG | Result Update



1 June 2026

Expect sequential improvement in margins

Mrs. Bectors Food Specialities (BECTORS IN) delivered 8.9% revenue growth in Q4FY26. In the biscuits segment, the domestic business is trending toward low-to-mid teens growth, partially offset by weak exports due to headwinds from US tariffs and GCC disruptions. The Bakery segment continued with its strong momentum with high teens growth in *English Oven*, supported by expansion in distribution and traction in quick-commerce. **BECTORS expects the Bakery segment to grow in mid-teens and domestic Biscuits to grow in low-to-mid teens in FY27, with EBITDA margin recovering sequentially, barring a sharp spike in crude oil price.** We reiterate Buy with a lower TP of INR 260 from INR 300 on 40x P/E (from 45x) due to slower-than-expected revenue growth on Dec '27E EPS.

Biscuits and Bakery – Steady growth: In Q4FY26, net sales grew 8.9% YoY to INR 4.9bn, in line with estimates. Bakery continued to lead, with retail bakery posting high teens growth led by *English Oven* (high-teens growth for four consecutive years). Management noted that January and February were strong months, though *Navratri* falling in March temporarily moderated bread consumption. Domestic Biscuits segment grew by low to mid-teens in Q4. **Management expects low-to-mid teens growth in FY27.** An INR 5/10 salience now at ~65% is in line with the industry. Export growth was muted in low single digit in Q4 due to US tariffs and limited impact from the US-Iran conflict affecting the GCC region (Bahrain and Kuwait hit; others steady). **Management expects the exports business to recover to low-to-mid teens growth in Q1 and Q2 of FY27,** aided by reduced US tariffs and new customer onboardings. For *English Oven*, growth opportunity is in Mumbai followed by Hyderabad and Chennai.

Capacity additions, distribution and new launches on track: The Kolkata plant was successfully commissioned in January, strengthening BECTORS' presence in the East. Regarding distribution, BECTORS is driving expansion in distribution within 400km of the Rajpura, Dhar and Kolkata facilities. Management expects total reach to expand to 0.9-1mn outlets (currently 700k) by FY30E. It expects direct reach of 350k outlets in FY27. The company recently launched *NaturBaked* Super Protein Bread and *English Oven* jar desserts.

Aims at sequential margin improvement: Q4 EBITDA margin improved 25bps YoY to 12.7% (in line), with gross margin expanding 186bps YoY (up 114bps QoQ) to 46.2%. Raw material (RM) inflation has emerged as a near-term headwind – palm oil, crude derivatives, and packaging material costs have pushed the overall RM basket up ~3%. **Management expects sequential margin improvement in the next two quarters.** BECTORS has already taken pricing actions to protect margin and will implement further hikes if RM prices rise further.

Reiterate Buy; with a lower TP of INR 260: We cut our earnings estimates by 7.8%/6.7% in FY27E/28E to factor in lower revenue and EBITDA margin. We reiterate Buy with a lower TP of INR 260 from INR 300, on 40x P/E (from 45x) due to slower than expected revenue growth on Dec '27E EPS as we roll forward. We introduce FY29E.

Key Financials

YE March (INR mn)	FY25	FY26	FY27E	FY28E	FY29E
Revenue (INR mn)	18,739	20,436	23,355	26,880	30,976
YoY (%)	15.4	9.1	14.3	15.1	15.2
EBITDA (INR mn)	2,515	2,577	3,145	3,769	4,505
EBITDA margin (%)	13.4	12.6	13.5	14.0	14.5
Adj PAT (INR mn)	1,431	1,409	1,658	2,089	2,637
YoY (%)	2.0	(1.6)	17.7	26.0	26.2
Fully DEPS (INR)	4.7	4.6	5.4	6.8	8.6
RoE (%)	15.7	11.6	12.1	13.2	14.5
RoCE (%)	16.1	12.4	13.3	14.9	16.9
P/E (x)	36.8	37.4	31.8	25.2	20.0
EV/EBITDA (x)	20.6	20.1	16.5	13.7	11.5

Note: Pricing as on 29 May 2026; Source: Company, Elara Securities Estimate

Rating: Buy

Target Price: INR 260

Upside: 51%

CMP: INR 172

As on 29 May 2026

Key data

Bloomberg	BECTORS IN
Reuters Code	MRSB.NS
Shares outstanding (mn)	307
Market cap (INR bn/USD mn)	53/555
EV (INR bn/USD mn)	52/545
ADTV 3M (INR mn/USD mn)	175/2
52 week high/low	318/171
Free float (%)	51

Note: as on 29 May 2026; Source: Bloomberg

Price chart



Source: Bloomberg

Shareholding (%)	Q1	Q2	Q3	Q4
	FY26	FY26	FY26	FY26
Promoter	49.0	49.0	49.0	49.0
% Pledge	0.0	0.0	0.0	0.0
FII	15.8	14.4	12.8	10.4
DII	20.0	22.0	23.5	25.2
Others	15.2	14.6	14.6	15.4

Source: BSE

Price performance (%)	3M	6M	12M
Nifty	(6.5)	(10.1)	(5.2)
Mrs. Bectors Food	(17.7)	(34.0)	(42.3)
NSE Mid-cap	(0.8)	(3.6)	1.7
NSE Small-cap	7.0	1.6	1.3

Source: Bloomberg

Amit Purohit

Building Materials, FMCG, Paints

+91 22 6164 8594
 amit.purohit@elaracapital.com

Associates
 Manas Rastogi
 manas.rastogi@elaracapital.com

Shweta Upadhyay
 shweta.upadhyay@elaracapital.com



Financials (YE March)

Income Statement (INR mn)	FY25	FY26	FY27E	FY28E	FY29E
Total Revenue	18,739	20,436	23,355	26,880	30,976
Gross Profit	8,653	9,237	10,580	12,285	14,172
EBITDA	2,515	2,577	3,145	3,769	4,505
EBIT	1,756	1,680	1,995	2,544	3,280
Interest expense	129	117	120	115	115
Other income	290	311	350	375	375
Exceptional/ Extra-ordinary items	-	-	-	-	-
PBT	1,917	1,874	2,225	2,804	3,540
Tax	485	465	567	715	903
Minority interest/Associates income	-	-	-	-	-
Reported PAT	1,431	1,409	1,658	2,089	2,637
Adjusted PAT	1,431	1,409	1,658	2,089	2,637
Balance Sheet (INR mn)	FY25	FY26	FY27E	FY28E	FY29E
Shareholders' Equity	11,658	12,710	14,724	16,813	19,450
Minority Interest	-	-	-	-	-
Trade Payables	1,054	1,180	1,344	1,547	1,782
Provisions & Other Current Liabilities	1,013	915	995	1,131	1,288
Total Borrowings	1,313	1,313	1,313	1,313	1,313
Other long term liabilities	625	730	737	737	737
Total liabilities & equity	15,663	16,848	19,113	21,540	24,570
Net Fixed Assets	8,606	10,208	9,159	8,134	7,109
Goodwill	4	4	4	4	4
Intangible assets	-	-	-	-	-
Business Investments / other NC assets	45	50	10	10	10
Cash, Bank Balances & treasury investments	2,882	2,312	5,228	8,084	11,337
Inventories	1,371	1,269	1,572	1,708	1,975
Sundry Debtors	1,350	1,716	1,961	2,257	2,601
Other Current Assets	1,404	1,289	1,178	1,342	1,533
Total Assets	15,663	16,848	19,113	21,540	24,570
Cash Flow Statement (INR mn)	FY25	FY26	FY27E	FY28E	FY29E
Cashflow from Operations	1,550	1,876	2,270	2,681	3,078
Capital expenditure	(3,184)	(2,499)	(101)	(200)	(200)
Acquisitions / divestitures	-	-	-	-	-
Other Business cashflow	290	312	390	375	375
Free Cash Flow	(1,345)	(310)	2,559	2,856	3,253
Cashflow from Financing	2,956	(259)	357	-	-
Net Change in Cash / treasury investments	1,611	(570)	2,916	2,856	3,253
Key assumptions & Ratios	FY25	FY26	FY27E	FY28E	FY29E
Dividend per share (INR)	6.0	0.9	1.1	1.4	1.7
Book value per share (INR)	38.0	41.4	48.0	54.8	63.4
RoCE (Pre-tax) (%)	16.1	12.4	13.3	14.9	16.9
ROIC (Pre-tax) (%)	19.8	15.4	17.7	24.4	33.7
ROE (%)	15.7	11.6	12.1	13.2	14.5
Asset Turnover (x)	2.5	2.2	2.4	3.1	4.1
Net Debt to Equity (x)	(0.1)	(0.1)	(0.3)	(0.4)	(0.5)
Net Debt to EBITDA (x)	(0.6)	(0.4)	(1.2)	(1.8)	(2.2)
Interest cover (x) (EBITDA/ int exp)	19.5	22.0	26.2	32.8	39.2
Total Working capital days (WC/rev)	103.1	83.7	126.7	155.7	181.4
Valuation	FY25	FY26	FY27E	FY28E	FY29E
P/E (x)	36.8	37.4	31.8	25.2	20.0
P/Sales (x)	2.8	2.6	2.3	2.0	1.7
EV/ EBITDA (x)	20.6	20.1	16.5	13.7	11.5
EV/ OCF (x)	33.4	27.6	22.8	19.3	16.8
FCF Yield	(2.6)	(0.6)	4.9	5.5	6.3
Price to BV (x)	4.5	4.1	3.6	3.1	2.7
Dividend yield (%)	3.5	0.5	0.6	0.8	1.0

Note: Pricing as on 29 May 2026; Source: Company, Elara Securities Estimate

Exhibit 1: Quarterly financials

YE March (INR mn)	Q4FY26	Q4FY25	YoY (%)	Q3FY26	QoQ (%)	Q4FY26E	Variance (%)
Net Sales	4,859	4,461	8.9	5,333	(8.9)	4,825	0.7
Operating Expenses	4,241	3,905	8.6	4,649	(8.8)	4,219	0.5
% of Sales	87.3	87.5		87.2		87.4	
EBITDA	617	556	11.1	684	(9.8)	606	1.8
EBITDA Margins (%)	12.7	12.5		12.8		12.6	
Other Income	102	113	(10.5)	69	46.9	120	(15.3)
Interest	30	19		23		23	
Depreciation	221	198		226	(2.0)	238	(7.1)
PBT	468	452	3.4	505	(7.4)	465	0.5
Tax	113	110	3.4	124	(8.6)	114	(0.8)
Effective Tax Rate (%)	24.3	24.3		24.6		24.6	
Minority Interest	0	(0.3)		(0.2)		(0.2)	
Reported PAT	354	343	3.3	381	(7.0)	351	0.9
Adjusted PAT	354	343	3.3	381	(7.0)	351	0.9
NPM (%)	7.3	7.7		7.1		7.3	

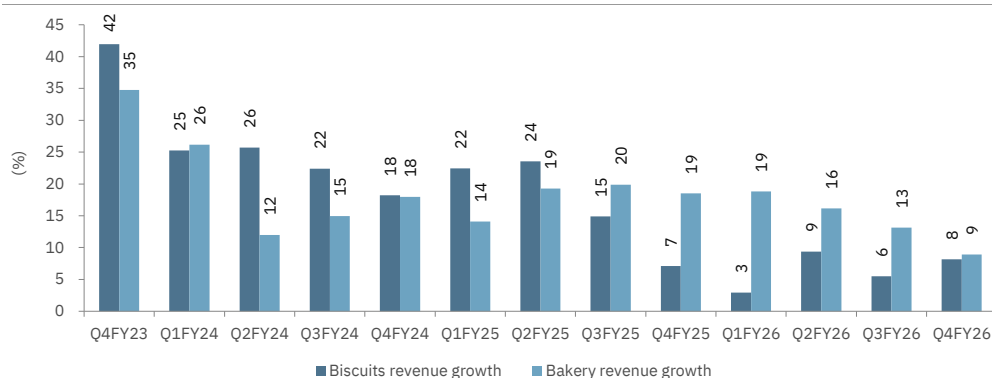
Source: Company, Elara Securities Estimate

Exhibit 2: Key ratios

YE March (%)	Q4FY26	Q4FY25	YoY bps chg	Q3FY26	QoQ bps chg	Q4FY26E	bps variance
Raw Material Cost	53.8	55.7	(186)	55.0	(114)	55.0	(115)
Staff Costs	14.7	13.4	130	14.1	62	13.6	114
Other Expenses	18.7	18.4	31	18.1	65	18.9	(12)
Effective Tax rate	24.3	24.3	1	24.6	(32)	24.6	(33)
Gross Margin	46.2	44.3	186	45.0	114	45.0	115
EBITDA Margin	12.7	12.5	25	12.8	(13)	12.6	14
NPM	7.3	7.7	(40)	7.1	15	7.3	1

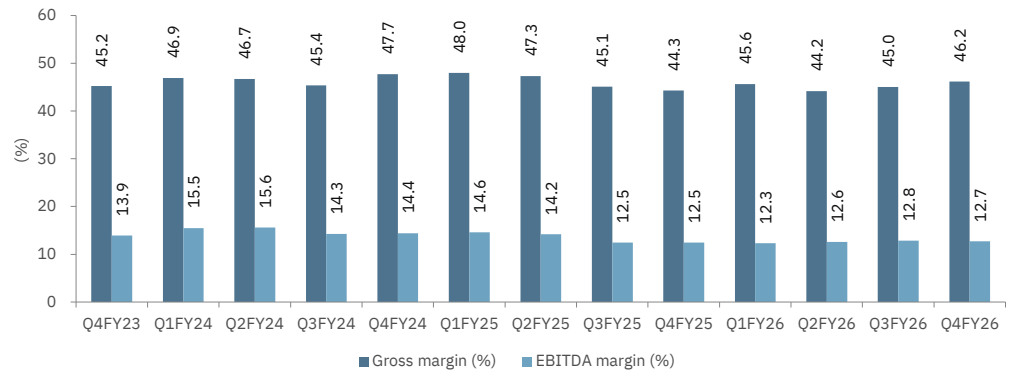
Source: Company, Elara Securities Estimate

Exhibit 3: Export-led disruption in Biscuits; stable performance in Bakery



Source: Company, Elara Securities Research

Exhibit 4: Margins improvement in Q4



Source: Company, Elara Securities Research

Exhibit 5: BECTORS trading near its five-year -1SD P/E of 34x



Source: Company, Elara Securities Research

Exhibit 6: Valuation

(INR)	
EPS – FY27E	5.4
EPS – FY28E	6.8
Target multiple (x)	40
EPS – Dec 2027E	6.5
Target price	260

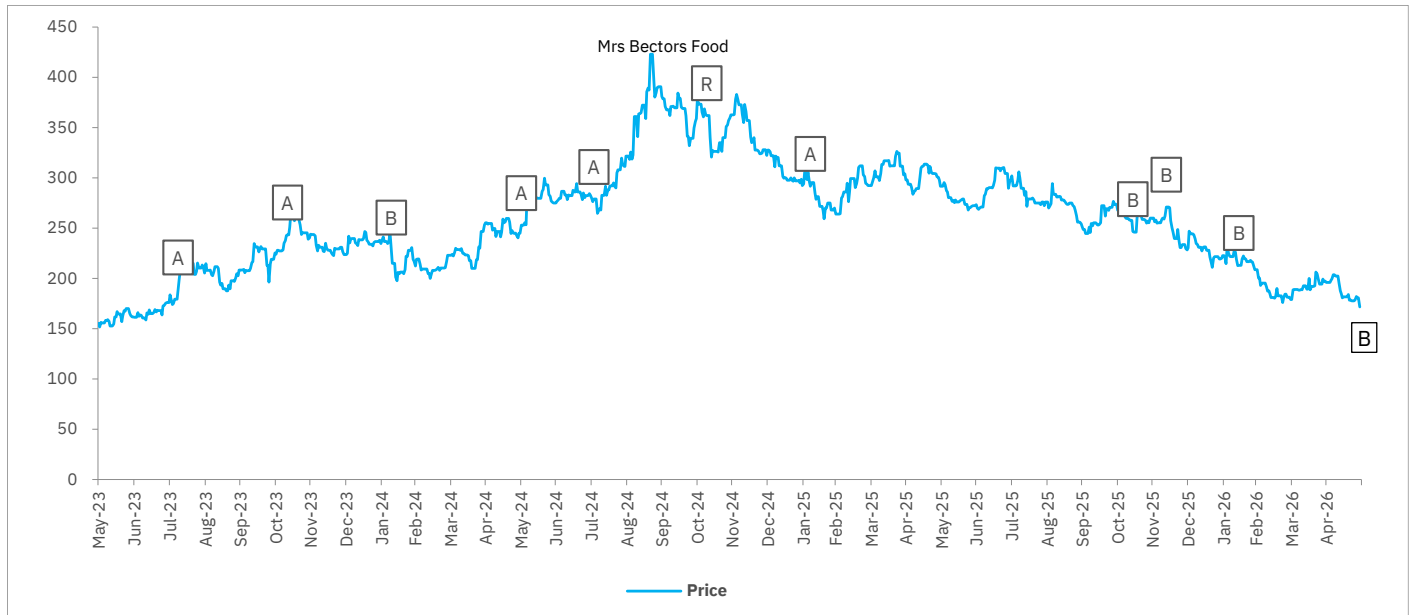
Source: Elara Securities Estimate

Exhibit 7: Change in estimates

(INR mn)	Old estimates		Revised estimates		(%) change		New estimates
	FY27E	FY28E	FY27E	FY28E	FY27E	FY28E	FY29E
Revenue	23,774	27,434	23,355	26,880	(1.8)	(2.0)	30,976
EBITDA	3,332	3,971	3,145	3,769	(5.6)	(5.1)	4,505
EBITDA (%)	14.0	14.5	13.5	14.0	(55)	(45)	14.5
PAT	1,797	2,240	1,658	2,089	(7.8)	(6.7)	2,637
EPS (INR)	5.9	7.3	5.4	6.8	(7.8)	(6.7)	8.6
Target price (INR)		300		260		(13.9)	

Source: Elara Securities Estimate

Coverage History



Date	Rating	Target Price (INR)	Closing Price (INR)
07-Aug-2023	Accumulate	1,106	944
10-Nov-2023	Accumulate	1,414	1,217
08-Feb-2024	Buy	1,414	1,142
31-May-2024	Accumulate	1,414	1,265
02-Aug-2024	Accumulate	1,540	1,395
08-Nov-2024	Reduce	1,731	1,812
06-Feb-2025	Accumulate	1,572	1,460
13-Nov-2025	Buy	1,572	1,289
12-Dec-2025	Buy	314	271
13-Feb-2026	Buy	300	213
29-May-2026	Buy	260	172

Guide to Research Rating

BUY (B)	Absolute Return >+20%
ACCUMULATE (A)	Absolute Return +5% to +20%
REDUCE (R)	Absolute Return -5% to +5%
SELL (S)	Absolute Return < -5%

Disclosures & Confidentiality for non U.S. Investors

The Note is based on our estimates and is being provided to you (herein referred to as the "Recipient") only for information purposes. The sole purpose of this Note is to provide preliminary information on the business activities of the company and the projected financial statements in order to assist the recipient in understanding / evaluating the Proposal. Nothing in this document should be construed as an advice to buy or sell or solicitation to buy or sell the securities of companies referred to in this document. Each recipient of this document should make such investigations as it deems necessary to arrive at an independent evaluation of an investment in the securities of companies referred to in this document (including the merits and risks involved) and should consult its own advisors to determine the merits and risks of such an investment. Nevertheless, Elara Securities (India) Private Limited or any of its affiliates is committed to provide independent and transparent recommendation to its client and would be happy to provide any information in response to specific client queries. Elara Securities (India) Private Limited or any of its affiliates have not independently verified all the information given in this Note and expressly disclaim all liability for any errors and/or omissions, representations or warranties, expressed or implied as contained in this Note. The user assumes the entire risk of any use made of this information. Elara Securities (India) Private Limited or any of its affiliates, their directors and the employees may from time to time, effect or have effected an own account transaction in or deal as principal or agent in or for the securities mentioned in this document. They may perform or seek to perform investment banking or other services for or solicit investment banking or other business from any company referred to in this Note. Each of these entities functions as a separate, distinct and independent of each other. This Note is strictly confidential and is being furnished to you solely for your information. This Note should not be reproduced or redistributed or passed on directly or indirectly in any form to any other person or published, copied, in whole or in part, for any purpose. This Note is not directed or intended for distribution to, or use by, any person or entity who is a citizen or resident of or located in any locality, state, country or other jurisdiction, where such distribution, publication, availability or use would be contrary to law, regulation or which would subject Elara Securities (India) Private Limited or any of its affiliates to any registration or licensing requirements within such jurisdiction. The distribution of this document in certain jurisdictions may be restricted by law, and persons in whose possession this document comes, should inform themselves about and observe, any such restrictions. Upon request, the Recipient will promptly return all material received from the company and/or the Advisors without retaining any copies thereof. The Information given in this document is as of the date of this report and there can be no assurance that future results or events will be consistent with this information. This Information is subject to change without any prior notice. Elara Securities (India) Private Limited or any of its affiliates reserves the right to make modifications and alterations to this statement as may be required from time to time. However, Elara Securities (India) Private Limited is under no obligation to update or keep the information current. Neither Elara Securities (India) Private Limited nor any of its affiliates, group companies, directors, employees, agents or representatives shall be liable for any damages whether direct, indirect, special or consequential including lost revenue or lost profits that may arise from or in connection with the use of the information. This Note should not be deemed an indication of the state of affairs of the company nor shall it constitute an indication that there has been no change in the business or state of affairs of the company since the date of publication of this Note. The disclosures of interest statements incorporated in this document are provided solely to enhance the transparency and should not be treated as endorsement of the views expressed in the report. Elara Securities (India) Private Limited generally prohibits its analysts, persons reporting to analysts and their family members from maintaining a financial interest in the securities or derivatives of any companies that the analysts cover. The analyst for this report certifies that all of the views expressed in this report accurately reflect his or her personal views about the subject company or companies and its or their securities, and no part of his or her compensation was, is or will be, directly or indirectly related to specific recommendations or views expressed in this report.

Any clarifications / queries on the proposal as well as any future communication regarding the proposal should be addressed to Elara Securities (India) Private Limited. It is important to note that any dispute with respect to this research report, would not have access to stock exchange investor redressal forum or arbitration mechanism.

Elara Securities (India) Private Limited was incorporated in July 2007 as a subsidiary of Elara Capital (India) Private Limited.

Elara Securities (India) Private Limited is a SEBI registered Stock Broker in the Capital Market and Futures & Options Segments of National Stock Exchange of India Limited [NSE] and BSE Limited [BSE] and a Depository Participant registered with Central Depository Services (India) Limited [CDSL].

Elara Securities (India) Private Limited's business, amongst other things, is to undertake all associated activities relating to its broking business.

The activities of Elara Securities (India) Private Limited were neither suspended nor has it defaulted with any stock exchange authority with whom it is registered in last five years. However, during the routine course of inspection and based on observations, the exchanges have issued advise letters or levied minor penalties on Elara Securities (India) Private Limited for minor operational deviations in certain cases. Elara Securities (India) Private Limited has not been debarred from doing business by any Stock Exchange / SEBI or any other authorities; nor has the certificate of registration been cancelled by SEBI at any point of time.

Elara Securities (India) Private Limited offers research services primarily to institutional investors and their employees, directors, fund managers, advisors who are registered or proposed to be registered.

Details of Associates of Elara Securities (India) Private Limited are available on group company website www.elaracapital.com

Elara Securities (India) Private Limited is maintaining arms-length relationship with its associate entities.

Research Analyst or his/her relative(s) may have financial interest in the subject company. Elara Securities (India) Private Limited does not have any financial interest in the subject company, whereas its associate entities may have financial interest. Research Analyst or his/her relative does not have actual/beneficial ownership of 1% or more securities of the subject company at the end of the month immediately preceding the date of publication of Research Report. Elara Securities (India) Private Limited does not have actual/beneficial ownership of 1% or more securities of the subject company at the end of the month immediately preceding the date of publication of Research Report. Associate entities of Elara Securities (India) Private Limited may have actual/beneficial ownership of 1% or more securities of the subject company at the end of the month immediately preceding the date of publication of Research Report. Research Analyst or his/her relative or Elara Securities (India) Private Limited or its associate entities does not have any other material conflict of interest at the time of publication of the Research Report.

Artificial Intelligence (AI) tools may have been used only for compilation or collating publicly available research data or internally generated research data during the information gathering and/or summarizing the final report.

Research Analyst or his/her relative(s) has not served as an officer, director or employee of the subject company.

Research analyst or Elara Securities (India) Private Limited have not received any compensation from the subject company in the past twelve months. Associate entities of Elara Securities (India) Private Limited may have received compensation from the subject company in the past twelve months. Research analyst or Elara Securities (India) Private Limited or its associate entities have not managed or co-managed public offering of securities for the subject company in the past twelve months. Research analyst or Elara Securities (India) Private Limited or its associates have not received any compensation for investment banking or merchant banking or brokerage services from the subject company in the past twelve months. Research analyst or Elara Securities (India) Private Limited or its associate entities may have received any compensation for products or services other than investment banking or merchant banking or brokerage services from the subject company or third party in connection with the Research Report in the past twelve months.

Disclaimer & Standard warning

Registration granted by SEBI and certification from NISM in no way guarantee performance of the intermediary or provide any assurance of returns to investors.

Investment in securities market are subject to market risks. Read all the related documents carefully before investing.

Disclaimer for non U.S. Investors

The information contained in this note is of a general nature and is not intended to address the circumstances of any particular individual or entity. Although we endeavor to provide accurate and timely information, there can be no guarantee that such information is accurate as of the date it is received or that it will continue to be accurate in the future. No one should act on such information without appropriate professional advice after a thorough examination of the particular situation.

Disclosures for U.S. Investors

Rule 15a6 Disclosure: This research report (“**Report**”) was prepared, approved, published, and distributed by Elara Securities (India) Private Limited a company located outside of the United States (the “**Foreign Counterparty**”). Avior Capital Markets US LLC (“**Avior US**”), a US registered broker-dealer, distributes this Report in the US on behalf of the Foreign Counterparty. Only major U.S. institutional investors (as defined in Rule 15a-6 under the US Securities Exchange Act of 1934 (the “**Exchange Act**”) may receive this Report under the exemption in Rule 15a-6. A US institutional investor must effect any transaction in the securities described in this Report through Avior US.

Neither the Report nor any analyst who prepared or approved the Report is subject to US legal requirements or the Financial Industry Regulatory Authority, Inc. (“**FINRA**”) or other US regulatory requirements concerning research reports or research analysts. The Foreign Counterparty is not a registered broker-dealer under the Exchange Act nor is it a member of the Financial Industry Regulatory Authority, Inc., or any other US self-regulatory organisation.

Disclosures on Subject Companies: Analysts of the Foreign Counterparty produced this material solely for informational purposes and the use of the intended recipient. No person may reproduce, this Report under any circumstances. No person may copy or make this Report available to any other person other than the intended recipient.

Avior US distributes this Report in the United States of America. The Foreign Counterparty distributes this Report elsewhere in the world. This document is not an offer, or invitation by or on behalf of Avior US, the Foreign Counterparty, their affiliates, or any other person, to buy or sell any security.

Avior US and the Foreign Counterparty and their affiliates obtained the information contained herein from published information and other sources, which Avior US and the Foreign Counterparty and their affiliates reasonably consider to be reliable.

Avior US and the Foreign Counterparty accept no liability or responsibility whatsoever for the accuracy or completeness of any such information. All estimates, expressions of opinion and other subjective judgments contained herein are valid as of the date of this document. Avior US assumes responsibility for the Report content with regards to research distributed in the US.

Neither Avior US nor the Foreign Counterparty has managed or co-managed a public offering of securities for the subject company in the past 12 months, have not received compensation for investment banking services from the subject company in the past 12 months and do not expect to receive and does not intend to seek compensation for investment banking services from the subject company in the next three months. Avior US and the Foreign Counterparty have not owned any class of equity securities of the subject company. There are no other actual, material conflicts of interest of Avior US and the Foreign Counterparty at the time of the publication of this Report. As of the publication of this Report, Avior US nor the Foreign Counterparty makes a market in the subject securities.

Avior US and its affiliates, to the fullest extent permissible by law, accept no liability of any nature whatsoever for any claims, damages or losses arising from, or in connection with, the contents of this Report or the use, reliance, publication, distribution, dissemination, disclosure, alteration or reproduction of this Report, or any views or recommendations recorded therein.

Participants in foreign exchange transactions may incur risks arising from several factors, including the following: (i) exchange rates can be volatile and are subject to large fluctuations; (ii) the value of currencies may be affected by numerous market factors, including world and national economic, political and regulatory events, events in equity and debt markets and changes in interest rates; and (iii) currencies may be subject to devaluation or government imposed exchange controls which could affect the value of the currency. Investors in securities such as ADRs, whose values are affected by the currency of an underlying security, effectively assume currency risk.

Subject to the applicable laws, all transactions should be executed through Avior US. Aside from within this Report, important conflict disclosures can also be found at <https://aviorcapital.us/us-regulatory-disclosures/and> Investors are strongly encouraged to review this information before investing.

Additional Disclaimer for UK Investors

Note that Elara Securities (India) Private Limited (“**Foreign Counterparty**”) has concluded a MiFID II research intermediary agreement with Avior Capital Markets International Limited (“**Avior UK**”), regulated by the Financial Conduct Authority (FRN: 191074), pursuant to which Avior UK distributes the Foreign Counterparty’s research in the UK, in return for which the Foreign Counterparty pays Avior UK a percentage of the income received in relation to such research. This research report including any recommendations recorded therein (“**Report**”) have been prepared by the Foreign Counterparty, and not by Avior UK.

The Report: (a) has been objectively prepared from public sources which are believed to be reliable and therefore constitutes independent investment research and is presented as such; and (b) may only be distributed to, and relied on by, qualifying investors, who are permitted to receive same in the UK.

Securities, money market instruments, strategies, financial or investment instruments mentioned in this Report may not be suitable for all investors. The information and opinions provided in this Report do not constitute a personal recommendation/investment advice and take no account of the investor's individual circumstances. Investors should consider this Report as only a single factor in making any investment decisions and, if appropriate, should seek advice from an investment advisor. This Report is not an offer, or invitation by or on behalf of Avior UK, the Foreign Counterparty, their affiliates, or any other person, to buy or sell any security.

Save as disclosed otherwise, the Foreign Counterparty’s relationship with Avior UK is not reasonably expected to impair the objective presentation of the recommendations in the Report, including any interests or conflicts of interest concerning any financial instruments or the issuers to which the recommendations, directly or indirectly, relate. The Report is deemed to be first disseminated at the date and time recorded on the relevant distribution platform, data network or email (as applicable), and which information is available on request. A list of the Foreign Counterparty’s research reports disseminated in the UK over the past 12 months is also available on request.

Avior UK does not assume any responsibility or liability of any nature whatsoever arising from or in connection with the content, use, reliance or dissemination of the Report or any recommendation in respect thereof and disclaims any such liability.

Certification by Each of the Authors of this Report

The analyst(s) (singular includes plural) (“**Analyst**”) certifies that the views expressed in this Report are an accurate representation of the Analyst's personal opinions on the stock or sector as covered and reported on by the Analyst hereinabove. The Analyst furthermore certifies that no part of the Analyst's compensation was, is, or will be related, directly or indirectly, to the specific recommendations or views as expressed in this document. The Analyst is principally responsible for the preparation of this Report and does not have any material conflict of interest at the time of publication of this Report. The Analyst(s) has not served as an officer, director or employee of the subject company in the last 12-month period ending on the last day of the month immediately preceding the date of publication of the Report.

Analyst Certification: In connection with the companies or securities that; each analyst identified in this Report certifies that: The views expressed on the subject companies and securities in this Report reflect their personal views. No part of his or her compensation was, is or will be directly or indirectly dependent on the specific recommendations or views expressed in this Report.

Note that:

- (i) The Foreign Counterparty is the employer of the research analyst(s) responsible for the content of this Report, and
- (ii) Research analysts preparing this Report are resident outside the United States and are not associated persons of any US regulated broker-dealer. Therefore, the analyst(s) are not subject to supervision by a US broker-dealer and are not required to satisfy the regulatory licensing requirements of FINRA or required to otherwise comply with US rules or regulations regarding, among other things, communications with a subject company, public appearances and trading securities held by a research analyst account.

Avior Capital Markets US, LLC is a FINRA registered broker-dealer (CRD # 172595) formed for that purpose in the State of Delaware with its principal office at 45 Rockefeller Plaza, Suite 2335, New York, New York 10111.

Avior Capital Markets International Limited is regulated by the Financial Conduct Authority (FRN: 191074), with its principal office at 10 South Street, Elgin, Scotland IV30 1LE.

Elara Securities (India) Private Limited is a SEBI-registered Research Analyst (Regn. No.: INH000000933), Stock Broker (Regn. No.: INZ000238236) and Depository Participant (Regn. No.: IN-DP-370-2018). Its registered address is One International Center, Tower 3, 21st Floor, Senapati Bapat Marg, Elphinstone Road (West) Mumbai – 400 013, India

India Elara Securities (India) Private Limited One International Center, Tower 3, 21st Floor, Senapati Bapat Marg, Elphinstone Road (West) Mumbai – 400 013, India Tel : +91 22 6164 8500	Europe Elara Capital Plc. 6th Floor, The Grove, 248A Marylebone Road, London, NW1 6JZ, United Kingdom Tel : +44 20 7486 9733	USA Elara Securities Inc. 950 Third Avenue, Suite 1900 New York, NY 10022 United States Tel: +1 212 430 5870 Fax: +1 212 208 2501	Asia / Pacific Elara Capital (Singapore) Pte.Ltd. One Marina Boulevard, Level 20, Singapore 018989 Tel : +65 6978 4047
---	--	--	---



Managing Director

Harendra Kumar | harendra.kumar@elaracapital.com | +91 22 6164 8571



Head of Sales

Prashin Lalvani - prashin.lalvani@elaracapital.com - +91 22 6164 8544



Head of Research

Dr Bino Pathiparampil | bino.pathiparampil@elaracapital.com | +91 22 6164 8572



Deputy Head of Research & Strategist

Garima Kapoor | garima.kapoor@elaracapital.com | +91 22 6164 8527

Sales Team



India & UK

Prashin Lalvani - prashin.lalvani@elaracapital.com - +91 22 6164 8544



India

Hitesh Danak - hitesh.danak@elaracapital.com - +91 22 6164 8543
Ashok Agarwal - ashok.agarwal@elaracapital.com - +91 22 6164 8558
Himani Sanghavi - himani.sanghavi@elaracapital.com - +91 22 6164 8586
Pooja Soni - pooja.soni@elaracapital.com - +91 22 6164 8558



India, APAC & Australia

Sudhanshu Rajpal - sudhanshu.rajpall@elaracapital.com - +91 22 6164 8508
Joshua Saldanha - joshua.saldanha@elaracapital.com - +91 22 6164 8541
Shraddha Shrikhande - shraddha.shrikhande@elaracapital.com - +91 22 6164 8567
Suyash Maheshwari - suyash.maheshwari@elaracapital.com - +91 22 4204 8698



India & US

Karan Rathod - karan.rathod@elaracapital.com - +91 22 6164 8570



Corporate Access, Conference & Events

Anita Nazareth - anita.nazareth@elaracapital.com - +91 22 6164 8520
Tina D'souza - tina.dsouza@elaracapital.com - +91 22 6164 8595

By clicking this link, you acknowledge and agree to the [Terms and Conditions of Research Services](#)
 Access our reports on Bloomberg: Type **RESP ESEC <GO>**

Also available on **Thomson & Reuters**

Elara Securities (India) Private Limited

Registered Office Address: One International Center, Tower 3, 21st Floor, Senapati Bapat Marg, Elphinstone Road (West) Mumbai – 400 013, India Tel : +91 22 6164 8500
 CIN: U74992MH2007PTC172297 | SEBI Research Analyst Registration No.: INH00000933
 Member of BSE Limited and National Stock Exchange of India Limited | SEBI REGN. NO.: INZ000238236
 Member of Central Depository Services (India) Limited | SEBI REGN. NO.: IN-DP-370-2018
 Investor Grievance Email ID: investor.grievances@elaracapital.com - Tel. +91 22 6164 8509
 Compliance Officer: Mr. Anand Rao - Email ID: anand.rao@elaracapital.com - Tel. +91 22 6164 8509